

## 24 Hour Positioning

---

Developed in consultation with Occupational Therapists, the snooooooze sleep system offers flexible positioning solutions to support individuals in supine (on their back) side and semi prone lying positions, ensuring that they stay in the correct position overnight whilst still maintaining a high level of comfort.

**snooooooze**  
POSITION. COMFORT. REST.



# Snooooooze

Built on the skills of carers and health professionals who have for so long used rolled up towels, cushions and of course Teddy Bears to position children and we have redesigned them to give cushioning which performs.

Either by interfacing to a MATTRESS COVER or a THERAPY MAT the system is easy to use and offers a high degree of user compliance and changes of posture are very easy with no fixed shapes, offering a high degree of carer compliance. Covered in Dartex, a breathable health-care material, and filled with crumbed visco-elastic foam there is an excellent tactile feel.

## Frequently Asked Questions

**Can I wash the system?** Most elements have removable covers which in the case of White Dartex can be washed at 95° for infection control.

**Do clients sweat in the system?** Snooooooze is designed to encourage airflow, the fabrics are breathable and the fillings shredded to allow airflow.

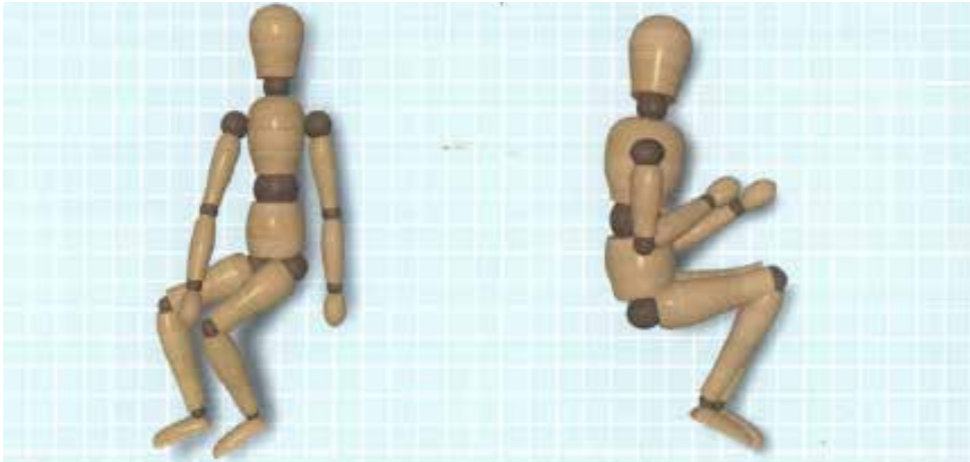
In the rare instance of the client unable to temperature regulate we can substitute the cover for cotton.

**Can I change the sizes?** Certainly, filling can be added or removed to change not only sizes but density.

**Is it used in Hospitals?** Yes the manufacture is to Crib5 fire standard.

## Prescription


Please use this page to assist with your note taking/record keeping, by drawing the elements used/required on the pictures.



Current details	Therapist	Sleep Consultant
Name: _____	Name: _____	Name: _____
Address: _____	Address: _____	Address: _____
Contact: _____	Contact: _____	Contact: _____

Assessment	Re-assessment	Follow-up Demonstration
Date: / /	Date: / /	Date: / /
<input type="checkbox"/> 6mth <input type="checkbox"/> 12mth <input type="checkbox"/> 18mth <input type="checkbox"/> 24mth		



# Rolls

## Body Roll

The Body Roll offers a mouldable shape which encourages and supports side lying. It can also be used to double up to support sitting in bed.

	Paediatric	Adult
Length	130cm	200cm
Diameter	9cm	15cm
<b>Order Code</b>	<b>SA222</b>	<b>SA221</b>



## Twin Side Roll

Twin Side Rolls are made up of two standard long roll inners encased in a linking sheet.

The rolls are 90cm x 15cm and the 'linking sheet' can be made to suit the client.

We have a standard of 45.72cm width narrowing to 35.56cm as a guide but this can vary.

Velcro is not usually applied.

	One Size
Length	90cm
Diameter	15cm
<b>Order Code</b>	<b>SA232.1</b>



## Long Roll

The Long Roll is often used in conjunction with brackets behind the client to prevent rolling. This is the original back and chest support roll and is used if the Body Roll is too long.

	Paediatric	Adult
Length	45cm	90cm
Diameter	7cm	14cm
<b>Order Code</b>	<b>SA232</b>	<b>SA231</b>



## Bolster

The Bolster is a larger element that helps occupy space in the bed and can be put in front of cot sides to create an additional barrier.

The Bolster was developed to offer larger positional support, it has also been used for clients demonstrating both physical and mental disturbed sleep patterns. By occupying a good part of the bed when the client settles they maintain a 'North to South' position and we are then often able to place other elements to assist.

	One Size
Length	200cm
Diameter	30cm
<b>Order Code</b>	<b>SA219</b>



## T Roll

The T Roll is excellent for leg positioning and is supplied with NO hook and loop fastening so can be easily utilised on it's own. Stops hips from abducting, assists in breaking tonal patterns and keeps hips in alignment during supine lying.

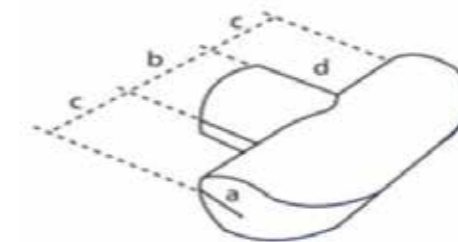
	Paediatric	Adult
Length	60cm	75cm
Width	15cm	25cm
Height	30cm	50cm
<b>Order Code</b>	<b>SA257</b>	<b>SA256</b>



## Curved T Roll

The Curved T Roll configuration came from a demand to allow the client to easily reposition from supine to side, the reduced size of the ends allows the bottom leg to be aligned correctly and the wrap holds the legs in position. Often supplementary support is needed for the upper foot.

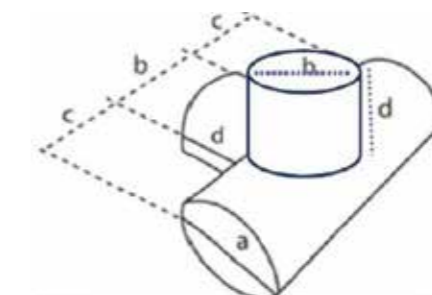
	One Size
A	12.5cm
B	25cm
C	25cm
D	25cm
<b>Order Code</b>	<b>SA256.1</b>



## Double Pommel T Roll

The Double Pommel T Roll is a wonderful configuration that adds the ability to give positioning to the lower legs.

	One Size
A	25cm
B	25cm
C	25cm
D	25cm
<b>Order Code</b>	<b>SA256.2</b>



## Multi Roll

The Multi Roll is a shorter piece fitted with a velcro strap. Can be folded on itself so an abduction form can be created.



	One Size
Length	60cm
Diameter	15cm
<b>Order Code</b>	<b>SA236</b>

## Tapered Roll

	Paediatric	Adult
Length	30cm	60cm
Diameter	10cm	15cm
<b>Order Code</b>	<b>SA249</b>	<b>SA248</b>



## Banana Cushion

The Banana Cushion is curved and supplied with NO hook and loop fastening. The Banana is a very adaptable shape and can fit in many places for example around the neck, shoulders or between the knees or ankles.



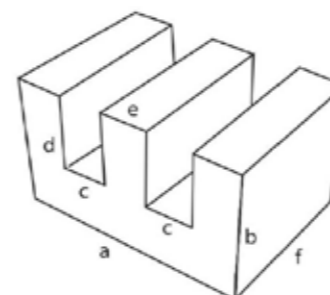
	Paediatric	Adult
Length	36cm	70cm
Diameter	9cm	18cm
<b>Order Code</b>	<b>SA220</b>	<b>SA213</b>

## W Leg Trough

The W Leg Trough offers either full or partial leg support. Can be used in conjunction with a roll underneath for those with wind sweeping and contractures. Can be used with a bracket at the sides for more positive force. Comes complete with a Wrap to allow a more structured positioning. On ramped or profiling bed the security of posture helps prevent the client sliding down the bed. The Paediatric W Leg Trough has a foam sheet on the base so for very small clients, who don't have body mass to mould the foam, it gives a smooth, flat pressure base.



	Paediatric	Small	Medium	Large
A	37.5cm	45cm	55cm	56cm
B	10cm	18cm	24cm	24cm
C	7.5cm	9cm	12.5cm	12.5cm
D	8cm	15cm	20cm	20cm
E	7.5cm	9cm	10cm	10cm
F	41cm	49cm	58cm	80cm
<b>Order Code</b>	<b>SA267</b>	<b>SA268</b>	<b>SA266</b>	<b>SA265</b>



## W Leg Trough with Twin Wrap

A 'Twin Wrap' is a standard wrap which is mesh and it is stitched to the full length of the centre cell.

This offers individual adjustment to each side and addresses clients that may cross their legs within the Troughs.



	Paediatric	Small	Medium	Large
A	37.5cm	45cm	55cm	56cm
B	10cm	18cm	24cm	24cm
C	7.5cm	9cm	12.5cm	12.5cm
D	8cm	15cm	20cm	20cm
E	7.5cm	9cm	10cm	10cm
F	41cm	49cm	58cm	80cm
<b>Order Code</b>	<b>SA269.3</b>	<b>SA269.4</b>	<b>SA269.1</b>	<b>SA269.2</b>

## Pillows

The Large pillows are very versatile, use as a head support or between the legs in side lying.

Using between the legs in a side lying posture gives symmetry to the legs, by supporting the legs, by taking rotational force away from the pelvis.

	Small	Large
Length	41cm	80cm
Width	41cm	80cm
<b>Order Code</b>	<b>SA282</b>	<b>SA230</b>

## Beanie Gaiter

The Beanie Gaiter is often used in conjunction with the Hard Ramp or Soft Ramp. The ramp and sleeve can be orientated to give a rise or a fall of the limb.

Elevation helps with addressing pressure, foot drop, fluid retention and thrombosis. Ideal for positioning and supporting single limbs.

	Medium
Length	40cm
Small End Diameter	8.5cm
Large End Diameter	14cm
<b>Order Code</b>	<b>SA215</b>

## Soft Ramps

Often used in conjunction with the Beanie Gaiter. The ramp and sleeve can be orientated to give a rise or a fall of the limb. Elevation helps with addressing pressure, foot drop, fluid retention and thrombosis. Ideal for positioning and supporting single limbs.

The Soft Ramp offers flexibility and the filling can be adjusted.

## Hard Ramps

The Hard Ramp gives firm positioning of the limb.

	Small	Large
Length	50cm	60cm
Width	20cm	20cm
Height	10cm	15cm
<b>Order Code - Soft</b>	<b>SA243</b>	<b>SA241</b>
<b>Order Code - Hard</b>	<b>SA242</b>	<b>SA239</b>



## Star Pillow

The Star Pillow is a head support with profiling points. For people with low to medium tone the Star is ideal, each of the points can be folded under so the shape can be used to position the head as needed.

	Paediatric	Adult
Length Star Tip to Tip	56cm	69cm
Inner Circle Diameter	8cm	10cm
<b>Order Code</b>	<b>SA247</b>	<b>SA246</b>



## Horseshoe

The Horseshoe offers you the ability to achieve a simple side position. It should be placed between the legs with a roll supporting the back, the leg supported on the large area. You can also use the Horseshoe in the Supine position to achieve upper body support.

	Paediatric
Length	60cm
Width	37cm
<b>Order Code</b>	<b>37.cm</b>



## Sidney

Used on the floor a child can play with siblings, on holiday the child is held safely in cots, on beds and even on a soft floor. Easy to transport, take with you to Kinder, on Holidays or anywhere you travel day to day. This is the easy solution to carrying a whole positioning system.

**Order Code SA245**

	One Size
<b>Order Code</b>	<b>SA245</b>



# Brackets and Wedges

## Tri Fold

Brackets can be used with or without pads to give additional support to Snooooooze components. The Tri fold Bracket is for use inside and out as has padding over all hard surfaces.

	Paediatric	Small	Large
Length	10cm	15cm	20cm
Width	8.5cm	13cm	20cm
Height	8.5cm	13cm	20cm
<b>Order Code</b>	<b>SA253</b>	<b>SA254</b>	<b>SA252</b>



## Standard Wedge

Wedges can be used to either directly support the body or to give extra support to other Snooooooze elements. The Flat Wedge offers a firm support.

	Paediatric	Small	Large
Length	10cm	20cm	40.5cm
Width	8cm	15cm	15cm
Height	8cm	15cm	15cm
<b>Order Code</b>	<b>SA263</b>	<b>SA264</b>	<b>SA262</b>



## Bracket Rigid and Pad

Brackets can be used with or without pads to give additional support to Snooooooze components. The Bracket is for use on the outside of the body as only has padding on the upright.

	Small	Standard
Length	15cm	20cm
Width	13cm	20cm
Height	13cm	20cm
<b>Order Code</b>	<b>SA223</b>	<b>SA218</b>



## Curved Wedge

Wedges can be used to either directly support the body or to give extra support to other Snooooooze elements. The Curved Wedge curves to the shape of the body, has padding on the inside curve to offer more comfort and has a solid pad on the outside to maintain a structured position, also available is the Flat Wedge which offers a firm support.

	Paediatric	Small	Large
Length	12cm	12.5cm	25cm
Width	10cm	12.5cm	15cm
Height	10cm	12.5cm	15cm
<b>Order Code</b>	<b>SA227</b>	<b>SA228</b>	<b>SA226</b>



## Mattress Cover

The Mattress Cover is the receptive part of the 'hook and loop' fastening system and is "soft to touch".

Designed to fit a single bed it features a drawstring to ensure a tight fit onto the bed or cot.

	One Size
Length	200cm
Width	140cm
Height	20cm
<b>Order Code</b>	<b>SA233</b>





**snoooze**  
POSITION. COMFORT. REST.

**permobil**

Permobil New Zealand Ltd | Ph 0800 115 222 | sales.nz@permobil.com | www.permobil.co.nz



08/2020